MANUFACTURER

SOLAR INNOVA GREEN TECHNOLOGY, S.L.
N.I.F.: ESB-54.627.278
Paseo de los Molinos, 12
03660 - NOVELDA (Alicante) SPAIN

T/F: +34965075767
E: info@solarinnova.net
W: www.solarinnova.net

PHOTOVOLTAIC MODULES

Series	STANDARD	**Reference**	SI-ESF-M-ST-M182-120-PERC	**Type**	MONOCRYSTALLINE

INTRODUCTION





MATERIALS
Solar Innova uses the latest materials to manufacture photovoltaic modules.

USE
Our modules are ideal for any application that uses the photoelectric effect as a clean energy source because of its minimal chemical pollution and no noise pollution.

FRONT
The front of the module contains a tempered solar glass with:
- High transmissivity.
- Low reflectivity.
- Low iron content.

PV CELLS
These PV modules use high-efficiency monocrystalline silicon cells (the cells are made of a single crystal of high purity silicon) to transform the energy of sunlight into electric energy.

Each cell is electrically rated to optimize the behavior of the module.

Its performance is excellent over the entire range of light spectrum, with particularly high yields in low light situations or cloudiness to direct sunlight (diffuse radiation).

ENCAPSULANT
The cell circuit is laminated using as encapsulant:
- EVA (Ethylene-Vinyl Acetate).

BACK
The rear of the module contains a plastic polymer (Tedlar) which provides complete protection and seals against environmental agents and electrical insulation.

FRAME
The compact, anodized aluminum frame provides an optimal relationship-weight moment of inertia, to obtain greater rigidity and resistance to twisting and bending. It has several holes to attach the module to the support structure and ground if necessary.

JUNCTION BOX
The junction boxes with IP67, are made from high temperature resistant plastics and containing terminals, connection terminals and protection diodes (by-pass).

These modules are supplied with symmetric lengths of cable, with a diameter of copper section of 4 mm and an extremely low contact resistance, all designed to achieve the minimum voltage drop losses.

PERFORMANCE
Our modules comply with all safety requirements not only flexibility but also double insulation and high resistance to UV rays, all are suitable for use in outdoor applications. The design of these modules makes their integration in both industrial and residential buildings (one of the most emerging sectors in the photovoltaic market), and other infrastructure, simple and aesthetic.

QUALITY CONTROL
We have quality control divided into three elements:
- Regular inspections allow us to guarantee the quality of the raw material.
- Quality control in the process of our manufacturing procedures.
- Quality control of finished products, we conduct through inspections and tests of reliability and performance.

WARRANTIES
Our manufacturing plants have been prepared in accordance with:
- ISO 9001, in terms of Quality Systems and Business.
- ISO 14001, in terms of Environmental Management Systems.
- ISO 45001, in terms of Management Systems Health and Safety.

CERTIFICATES
Our PV modules are certified by internationally recognized laboratories and are proof of our strict adherence to international safety standards, long term performance and overall quality of products.

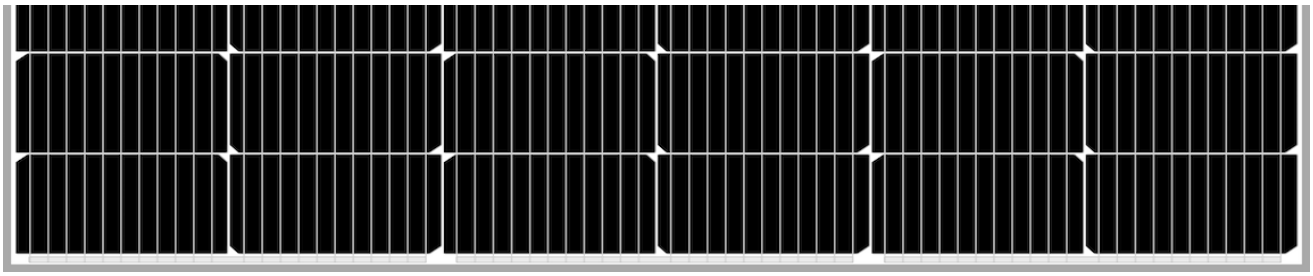

MANUFACTURER

SOLAR INNOVA GREEN TECHNOLOGY, S.L.
N.I.F.: ESB-54.627.278
Paseo de los Molinos, 12
03660 - NOVELDA (Alicante) SPAIN
T/F: +34965075767
E: info@solarinnova.net
W: www.solarinnova.net

PHOTOVOLTAIC MODULES

Series	STANDARD	**Reference**	SI-ESF-M-ST-M182-120-PERC	**Type**	MONOCRYSTALLINE

PV CELLS

Type	Monofacial	sc-Si

MECHANICAL CHARACTERISTICS			TEMPERATURE COEFFICIENTS		
Size	mm	182 x 91 ±0,5	**Tk Voltage**	%/K	-0,36
Thickness	µm	210 ±20	**Tk Current**	%/K	0,07
Front	[-]	Si3N4 anti-reflection coating	**Tk Power**	%/K	-0,38
Back	[+]	Aluminum back surface field (Al-BSF)			

PV MODULES

ELECTRICAL CHARACTERISTICS

STC CONDITIONS

Maximum power	[Pmpp]	Wp	445	450	455	460	±3% (*)
Power selection	[Pmpp]	Wp		0/+5			
Voltage at maximum power	[Vmpp]	V	34,50	34,74	34,92	35,19	IEC 60904-1
Current at maximum power	[Impp]	A	12,90	12,96	13,02	13,08	IEC 60904-3
Open circuit voltage	[Voc]	V	41,95	42,22	42,37	42,56	±3% (*)
Short circuit current	[Isc]	A	13,52	13,67	13,77	13,84	±4% (*)
Maximum system voltage	[Vsyst]	V		1500 / 1000			IEC / UL
Maximum series fuse rating	[Icf]	A		20			
Efficiency	[ηm]	%	20,56	20,80	21,00	21,26	
Form Factor	[FF]	%	78,48	78,00	77,94	78,15	

STC (Standard Test Conditions): Irradiance: 1000 W/m2 + Cell Temperature: 25º C + Air Mass: 1.5

* (Considering LID, the power range of the certification authority)

NMOT CONDITIONS

Maximum power	[Pmpp]	Wp	328	332	335	339	IEC 61215
Voltage at maximum power	[Vmpp]	V	31,41	31,63	31,79	32,04	
Current at maximum power	[Impp]	A	10,47	10,52	10,57	10,62	
Open circuit voltage	[Voc]	V	38,35	38,59	38,72	38,90	
Short circuit current	[Isc]	A	10,96	11,09	11,17	11,22	

NMOT (Nominal Module Operating Temperature): Irradiance: 800 W/m2 + Ambient Temperature: 20º C + Air Mass: 1.5 + Wind Speed: 1 m/s

MECHANICAL CHARACTERISTICS

PANEL	WIDTH (X)		HIGH (Y)		DIAGONAL		AREA
Size	1134	x	1909	mm			2,16 m2
CELLS							
Size	182,00	x	91,00	mm	210 mm		0,02 m2
Quantity	6	x	20	=	120 units		1,99 m2

COMPONENTS

MATERIAL	QUANTITY		THICKNESS (Z)		DESCRIPTION	DENSITY	TOTAL WEIGHT
Frame	1	units	35	mm	Al 6065-T5	1,23 kg/m2	2,65 kg
Glass	1	units	3,2	mm	Tempered	8,10 kg/m2	17,53 kg
Sheet Encapsulant	1	units	0,38	mm	EVA	0,40 kg/m2	0,88 kg
Busbars	11	units	0,2	mm	CuSn6	0,10 kg/m2	0,20 kg
PV Cells	120	units	0,21	mm	sc-Si	0,20 kg/m2	0,40 kg
Sheet Encapsulant	1	units	0,38	mm	EVA	0,40 kg/m2	0,88 kg
Backsheet	1	units	0,5	mm	TPT	0,47 kg/m2	1,01 kg
Junction Box	1	units	10	mm	PVC-IP68	0,10 kg/m2	0,10 kg
Diodes (By-pass)	10	units				0,01 kg/m2	0,02 kg
Cables (+/-)	2	units	4	mm2	1300 mm	0,10 kg/m2	0,20 kg
Connectors	2	units	MC4-T4	type	PVC-IP67	0,05 kg/m2	0,10 kg
TOTAL			**35**	**mm**		**11,16 kg/m2**	**23,97 kg**

THERMAL CHARACTERISTICS

TEMPERATURE COEFFICIENTS			MONOCRYSTALLINE	
Temperature coefficient of short circuit current	α	[Isc]	0,0500	%/º C
Temperature coefficient of open circuit voltage	β	[Voc]	-0,2800	%/º C
Temperature coefficient of maximum power	γ	[Pmpp]	-0,3600	%/º C
Temperature coefficient of current at maximum power		[Impp]	0,1000	%/º C
Temperature coefficient of voltage at maximum power		[Vmpp]	-0,3800	%/º C
Nominal Module Operating Temperature		[NMOT]	+ 45 ± 2	º C

TOLERANCES

Working temperature	- 40 / + 85	ºC		**Glass dimension**	< ± 2,5 mm	EN 12543-5
Dielectric isolation voltage	3000	V		**Glass symmetrytolerance**	< ± 3 mm	EN 12543-5
Relative humidity	0 / 100	%		**Cell single string distolerance**	< ± 1 mm	EN 12543-6
Wind resistance	2400	Pa	245 kg/m2			IEC 61215
Snow resistance	5400	Pa	551 kg/m2	**Maximum hail resistance**	Ø 28 23 m/s	IEC 61215
Conductivity at ground	≤ 0.1	Ω		**Resistance**	≥ 100 Ω	

CLASSIFICATIONS

Application class	A	Class	IEC 61730	**Pollution**	Degree	1	IEC 61730
Electrical protection class	II	Class	IEC 61140 IEC 61730	**Material**	Group	I	IEC 61730
Fire safety class	C	Class	ANSI/UL 790 IEC 61730	**Safety**	Factors	1.5	IEC 61730

MANUFACTURER

SOLAR INNOVA GREEN TECHNOLOGY, S.L.
N.I.F.: ESB-54.627.278
Paseo de los Molinos, 12
03660 - NOVELDA (Alicante) SPAIN
T/F: +34965075767
E: info@solarinnova.net
W: www.solarinnova.net

PHOTOVOLTAIC MODULES

Series	STANDARD	**Reference**	SI-ESF-M-ST-M182-120-PERC	**Type**	MONOCRYSTALLINE

DRAWING

JUNCTION BOX

Position	Front -	Rear ■	Border -	Axis (X) ■	Axis (Y) -

PANEL

FRONT



REAR



HIGH (Y) 1909 mm

WIDTH (X) 1134 mm

PERFORMANCE

CELLS

TEMPERATURE

Temperature depending on Isc, Voc and Pmax

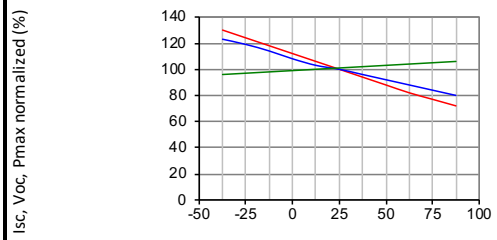

--- Pmax --- Voc --- Isc

IRRADIANCE

Irradiance depending on Isc, Voc and Pmax
(cell temperature: 25º C)

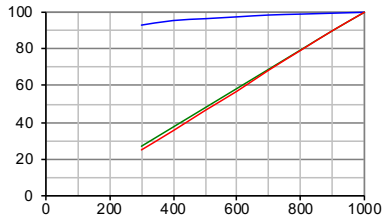

--- Voc --- Isc --- Pmax

PANELS

TEMPERATURE

Electrical performance
(cell temperature: 25º C)

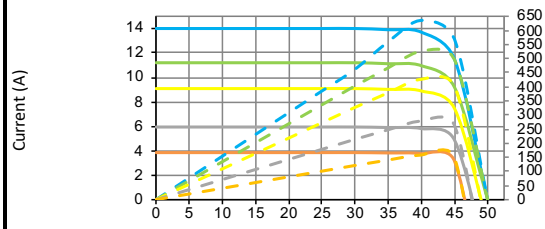

--- I-V 1000 W/m2	- - - P-I 1000 W/m2
--- I-V 800 W/m2	- - - P-I 800 W/m2
--- I-V 600 W/m2	- - - P-I 600 W/m2
--- I-V 400 W/m2	- - - P-I 400 W/m2
--- I-V 200 W/m2	- - - P-I 200 W/m2

IV-IRRADIANCE

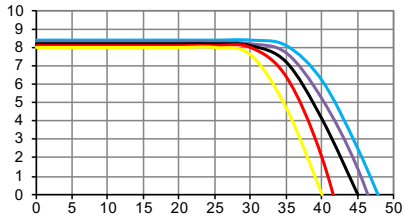

I-V (-25ºC) I-V (0ºC) I-V (+25ºC) I-V (+50ºC) I-V (+75ºC)

SOLAR SIMULATOR

Class	AAA	IEC 60904-9	**Power measurement uncertainty is**	± 3 %	

ELECTRICAL MEASURES

STC CONDITIONS			**NMOT CONDITIONS**		
Irradiance	1000 W/m2	IEC 60904-1	**Irradiance**	800 W/m2	IEC 61215
Cell temperature	25 ºC	IEC 60904-3	**Ambient temperature**	20 ºC	
Air Mass	1,5	ASTM G173	**Air Mass**	1,5	ASTM G173-03
		ASTM 1036	**Wind speed**	1 m/s	

MANUFACTURER

SOLAR INNOVA GREEN TECHNOLOGY, S.L.
N.I.F.: ESB-54.627.278
Paseo de los Molinos, 12
03660 - NOVELDA (Alicante) SPAIN
T/F: +34965075767
E: info@solarinnova.net
W: www.solarinnova.net

PHOTOVOLTAIC MODULES

Series	STANDARD	**Reference**	SI-ESF-M-ST-M182-120-PERC	**Type**	MONOCRYSTALLINE

STANDARD GUARANTEES

LINEAR PERFORMANCE WARRANTY

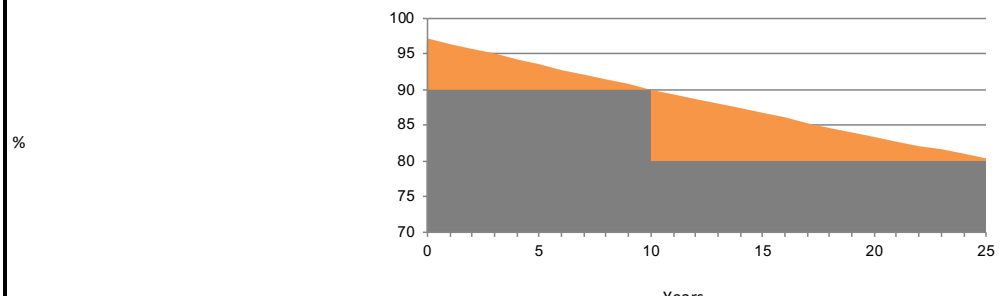

Manufacturing defects	12	years.			
Performance	90	%	of rated power after	12	years of operation,
	80	%	of rated power after	25	years of operation.
Lifespan	> 30	years.			

ENVIRONMENTAL INFORMATION

Solar Hours Peak	6	day			**kWh**	**Coal**	**Petrol/Gas**	**Combined**	
Irradiation rate	1000	W/ m2			1	0,961	0,828	0,372	kg/CO2
Energy generated	2,67	kWh/ day	**Avoid**		**day**	2,57	2,21	0,99	kg/CO2
	80	kWh/ month	**CO2**		**month**	76,98	66,33	29,80	kg/CO2
	975	kWh/ year	**emissions**		**year**	936,65	807,02	362,57	kg/CO2

CERTIFICATES

ISO 9001	Quality management systems.
ISO 14001	Environmental management systems.
ISO 45001	Occupational health and safety management systems.
CE	Directive 2014/35/EU of the European Parliament and of the Council of 26 February 2014 on the harmonisation of the laws of the Member States relating to the making available on the market of electrical equipment designed for use within certain voltage limits.
IEC/EN 61215	Crystalline silicon terrestrial photovoltaic (PV) modules. Design qualification and type approval.
IEC/EN 61730-1	Photovoltaic (PV) module safety qualification - Part 1: Requirements for construction.
IEC/EN 61730-2	Photovoltaic (PV) module safety qualification - Part 2: Requirements for testing.
IEC/EN 61701	Salt mist corrosion testing of photovoltaic (PV) modules.
IEC/EN 62716	Photovoltaic (PV) modules - Ammonia corrosion testing.
UNE-EN IEC 62804-1	Photovoltaic (PV) Modules - Test Methods for the detection of potential-induced degradation. Part 1: Crystalline silicone.
IEC/EN 62790	Junction boxes for photovoltaic modules - Safety requirements and tests.
IEC/EN 62852	Connectors for DC-application in photovoltaic systems - Safety requirements and test.
UL 1703	Standard for Flat-Plate Photovoltaic Modules and Panels.

PACKING

CONTAINER 20'			CONTAINER 40'HQ		
PANELS X PALLET	**PALLETS**	**TOTAL**	**PANELS X PALLET**	**PALLETS**	**TOTAL**
-	-	-	32	22	704

IEC 62759-1	Photovoltaic (PV) modules - Transportation testing - Part 1: Transportation and shipping of module package units.

EXPORT INFORMATION

HS Code	85414020	**TARiC code**	8541409021

REGISTER OF ELECTRICAL AND ELECTRONIC EQUIPMENT PRODUCERS

WEEE	7378	**Entity**	ECOASIMELEC

DESCRIPTION

Silicon cell photovoltaic solar module sc-Si from the manufacturer SOLAR INNOVA, Standard series, maximum power (Wp) 445-460 W, voltage at maximum power (Vmp) 34,50-35,19 V, current at maximum power (Imp) 12,90-13,08 A, open-circuit voltage (Voc) 41,95-42,56 V, short-circuit current (Isc) 13,52-13,84 A, efficiency 20,56-21,26 %, composed of 120 cells, front layer tempered glass thick 3,2 mm, encapsulant layers of cells of EVA, back layer of TPT, anodized aluminum frame Al 6065-T5, junction box (diodes, cables 4 mm2, 1300 mm and connectors MC4-T4), working temperature - 40 / + 85 ºC, dimensions 1134 x 1909 x 35 mm, maximum wind load 2400 Pa, maximum snow load 5400 Pa, weight 23,97 kg.

COMMENTS

NOTICE

The specifications and technical data may be subject to possible modifications without notice.
This data sheet are conform to the requirements of the Standard EN 50380.