

MANUFACTURER



SOLAR INNOVA GREEN TECHNOLOGY, S.L.

N.I.F.: ESB-54.627.278
 Paseo de los Molinos, 12
 03660 - NOVELDA (Alicante) SPAIN


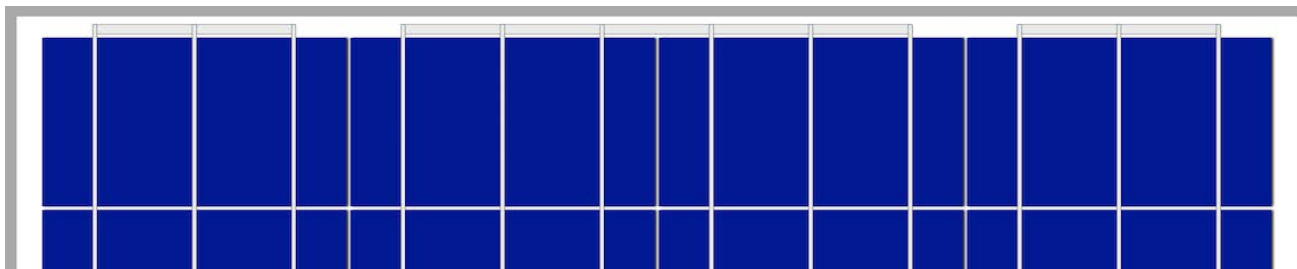
T/F: +34965075767
 E: info@solarinnova.net
 W: www.solarinnova.net



PHOTOVOLTAIC MODULES

| | | | | | |
|--------|--------------|-----------|-------------------|------|-----------------|
| Series | NON STANDARD | Reference | SI-ESF-M-NE-P-65W | Type | POLYCRYSTALLINE |
|--------|--------------|-----------|-------------------|------|-----------------|

INTRODUCTION



MATERIALS

Solar Innova uses the latest materials to manufacture photovoltaic modules.

USE

Our modules are ideal for any application that uses the photoelectric effect as a clean energy source because of its minimal chemical pollution and no noise pollution.

FRONT

The front of the module contains a tempered solar glass with:

- ☑ High transmissivity.
- ☑ Low reflectivity.
- ☑ Low iron content.

PV CELLS

These PV modules use high-efficiency polycrystalline silicon cells (the cells are made of several crystals of high purity silicon) to transform the energy of sunlight into electric energy.

Each cell is electrically rated to optimize the behavior of the module.

Its performance is excellent over the entire range of light spectrum, with particularly high yields in low light situations or cloudiness to direct sunlight (diffuse radiation).

ENCAPSULANT

The cell circuit is laminated using as encapsulant:

- ☑ EVA (Ethylene-Vinyl Acetate).

BACK

The rear of the module contains a plastic polymer (Tedlar) which provides complete protection and seals against environmental agents and electrical insulation.

FRAME

The compact, anodized aluminum frame provides an optimal relationship-weight moment of inertia, to obtain greater rigidity and resistance to twisting and bending. It has several holes to attach the module to the support structure and ground if necessary.

JUNCTION BOX

The junction boxes with IP67, are made from high temperature resistant plastics and containing terminals, connection terminals and protection diodes (by-pass).

These modules are supplied with symmetric lengths of cable, with a diameter of copper section of 4 mm and an extremely low contact resistance, all designed to achieve the minimum voltage drop losses.

PERFORMANCE

Our modules comply with all safety requirements not only flexibility but also double insulation and high resistance to UV rays, all are suitable for use in outdoor applications. The design of these modules makes their integration in both industrial and residential buildings (one of the most emerging sectors in the photovoltaic market), and other infrastructure, simple and aesthetic.

QUALITY CONTROL

We have quality control divided into three elements:

- ☑ Regular inspections allow us to guarantee the quality of the raw material.
- ☑ Quality control in the process of our manufacturing procedures.
- ☑ Quality control of finished products, we conduct through inspections and tests of reliability and performance.


WARRANTIES

Our manufacturing plants have been prepared in accordance with:

- ☑ ISO 9001, in terms of Quality Systems and Business.
- ☑ ISO 14001, in terms of Environmental Management Systems.
- ☑ OHSAS 18001, in terms of Management Systems Health and Safety.

CERTIFICATES

Our PV modules are certified by internationally recognized laboratories and are proof of our strict adherence to international safety standards, long term performance and overall quality of products.



MANUFACTURER



SOLAR INNOVA GREEN TECHNOLOGY, S.L.

N.I.F.: ESB-54.627.278

Paseo de los Molinos, 12

03660 - NOVELDA (Alicante) SPAIN

T/F: +34965075767

E: info@solarinnova.net

W: www.solarinnova.net



PHOTOVOLTAIC MODULES

| | | | | | |
|---------------|--------------|------------------|-------------------|-------------|-----------------|
| Series | NON STANDARD | Reference | SI-ESF-M-NE-P-65W | Type | POLYCRYSTALLINE |
|---------------|--------------|------------------|-------------------|-------------|-----------------|

PV CELLS

| | | | | | |
|-----------------------------------|------------|--------------------------------------|-------------------|-----|-------|
| Type | Monofacial | mc-Si | | | |
| MECHANICAL CHARACTERISTICS | | | | | |
| Size | mm | 156,75 x 78 ±0,5 | Tk Voltage | %/K | -0,36 |
| Thickness | µm | 210 ±20 | Tk Current | %/K | 0,07 |
| Front | - | Si3N4 anti-reflection coating | Tk Power | %/K | -0,38 |
| Back | + | Aluminum back surface field (Al-BSF) | | | |

PV MODULES

ELECTRICAL CHARACTERISTICS

STC CONDITIONS

| | | | | | |
|-----------------------------------|---------|----|---------|-------------|--|
| Maximum power | [Pmpp] | Wp | 65 | ±3% (*) | |
| Power selection | [Pmpp] | Wp | 0/+1,95 | | |
| Voltage at maximum power | [Vmpp] | V | 16,90 | IEC 60904-1 | |
| Current at maximum power | [Impp] | A | 3,85 | IEC 60904-3 | |
| Open circuit voltage | [Voc] | V | 22,20 | ±3% (*) | |
| Short circuit current | [Isc] | A | 4,15 | ±4% (*) | |
| Maximum system voltage | [Vsyst] | V | 715 | IEC / UL | |
| Maximum series fuse rating | [Icf] | A | 10 | | |
| Efficiency | [ηm] | % | 12,48 | | |
| Form Factor | [FF] | % | 70,62 | | |

STC (Standard Test Conditions): Irradiance: 1000 W/m2 + Cell Temperature: 25° C + Air Mass: 1.5

* (Considering LID, the power range of the certification authority)

NMOT CONDITIONS

| | | | | | |
|---------------------------------|--------|----|-------|-----------|--|
| Maximum power | [Pmpp] | Wp | 48 | IEC 61215 | |
| Voltage at maximum power | [Vmpp] | V | 15,39 | | |
| Current at maximum power | [Impp] | A | 3,13 | | |
| Open circuit voltage | [Voc] | V | 20,29 | | |
| Short circuit current | [Isc] | A | 3,37 | | |

NMOT (Nominal Module Operating Temperature): Irradiance: 800 W/m2 + Ambient Temperature: 20° C + Air Mass: 1.5 + Wind Speed: 1 m/s

MECHANICAL CHARACTERISTICS

| | | | | | | |
|--------------|------------------|---|-----------------|----|-------------|-------------------|
| PANEL | WIDTH (X) | | HIGH (Y) | | AREA | POWER/AREA |
| Size | 676 | x | 771 | mm | 0,52 m2 | 125 Wp/m2 |
| CELLS | | | | | | |
| Quantity | 4 | x | 9 | = | 36 units | 0,44 m2 |

COMPONENTS

| MATERIAL | QUANTITY | THICKNESS (Z) | DESCRIPTION | DENSITY | TOTAL WEIGHT |
|-------------------|----------|---------------|-------------|--------------------|----------------|
| Frame | 1 units | 35 mm | Al 6065-T5 | 1,23 kg/m2 | 0,64 kg |
| Glass | 1 units | 3,2 mm | Tempered | 8,10 kg/m2 | 4,22 kg |
| Sheet Encapsulant | 1 units | 0,38 mm | EVA | 0,40 kg/m2 | 0,21 kg |
| Busbars | 5 units | 0,2 mm | CuSn6 | 0,10 kg/m2 | 0,04 kg |
| PV Cells | 36 units | 0,21 mm | mc-Si | 0,20 kg/m2 | 0,09 kg |
| Sheet Encapsulant | 1 units | 0,38 mm | EVA | 0,40 kg/m2 | 0,21 kg |
| Backsheet | 1 units | 0,5 mm | TPT | 0,47 kg/m2 | 0,24 kg |
| Junction Box | 1 units | 10 mm | Monopolar | 0,10 kg/m2 | 0,10 kg |
| Diodes (By-pass) | 2 units | | | 0,01 kg/m2 | 0,02 kg |
| Cables (+/-) | 2 units | 4 mm2 | 900 mm | 0,10 kg/m2 | 0,20 kg |
| Connectors | 2 units | MC4-T4 type | PVC-IP67 | 0,05 kg/m2 | 0,10 kg |
| TOTAL | | 35 mm | | 11,16 kg/m2 | 6,08 kg |

THERMAL CHARACTERISTICS

TEMPERATURE COEFFICIENTS

| | | | | | |
|--|---|--------|--|------------------------|--------------|
| Temperature coefficient of short circuit current | α | [Isc] | | POLYCRYSTALLINE | 0,0825 %/°C |
| Temperature coefficient of open circuit voltage | β | [Voc] | | | -0,4049 %/°C |
| Temperature coefficient of maximum power | γ | [Pmpp] | | | -0,4336 %/°C |
| Temperature coefficient of current at maximum power | | [Impp] | | | 0,1000 %/°C |
| Temperature coefficient of voltage at maximum power | | [Vmpp] | | | -0,3800 %/°C |
| Nominal Module Operating Temperature | | [NMOT] | | | + 47 ± 2 °C |

TOLERANCES

| | | | | |
|-------------------------------------|----------------|--|------------|------------------|
| Working temperature | - 40 / + 85 °C | Glass dimension | < ± 2,5 mm | EN 12543-5 |
| Dielectric isolation voltage | 3000 V | Glass symmetry tolerance | < ± 3 mm | EN 12543-5 |
| Relative humidity | 0 / 100 % | Cell single string distolerance | < ± 1 mm | EN 12543-6 |
| Wind resistance | 2400 Pa | | | IEC 61215 |
| Snow resistance | 5400 Pa | Maximum hail resistance | Ø 28 | 23 m/s IEC 61215 |
| Conductivity at ground | ≤ 0.1 Ω | Resistance | ≥ 100 Ω | |

CLASSIFICATIONS

| | | | | | | |
|------------------------------------|----------|-----------------------|------------------|---------|-----|-----------|
| Application class | A Class | IEC 61730 | Pollution | Degree | 1 | IEC 61730 |
| Electrical protection class | II Class | IEC 61140 IEC 61730 | Material | Group | I | IEC 61730 |
| Fire safety class | C Class | ANSI/UL 790 IEC 61730 | Safety | Factors | 1.5 | IEC 61730 |

MANUFACTURER



SOLAR INNOVA GREEN TECHNOLOGY, S.L.

N.I.F.: ESB-54.627.278

Paseo de los Molinos, 12

03660 - NOVELDA (Alicante) SPAIN

T/F: +34965075767

E: info@solarinnova.net

W: www.solarinnova.net



PHOTOVOLTAIC MODULES

| | | | | | |
|--------|--------------|-----------|-------------------|------|-----------------|
| Series | NON STANDARD | Reference | SI-ESF-M-NE-P-65W | Type | POLYCRYSTALLINE |
|--------|--------------|-----------|-------------------|------|-----------------|

DRAWING



JUNCTION BOX

| | | | | | | | |
|----------|-------|---|------|--------|---|----------|----------|
| Position | Front | - | Rear | Border | - | Axis (X) | Axis (Y) |
|----------|-------|---|------|--------|---|----------|----------|

PANEL

FRONT

REAR



WIDTH (X) 676 mm

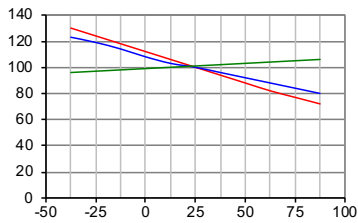
HIGH (Y) 771 mm

PERFORMANCE

CELLS

TEMPERATURE

Temperature depending on Isc, Voc and Pmax

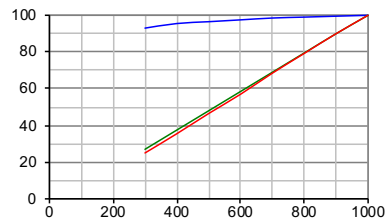


Cell temperature (°C)

--- Pmax --- Voc --- Isc

IRRADIANCE

Irradiance depending on Isc, Voc and Pmax (cell temperature: 25°C)



Irradiance (W/m2)

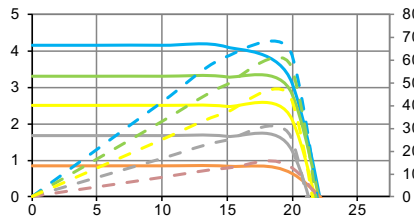
--- Voc --- Isc --- Pmax

Isc, Voc, Pmax normalized (%)

PANELS

TEMPERATURE

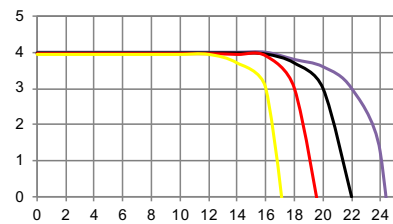
Electrical performance (cell temperature: 25°C)



Voltage (V)

| | |
|-------------------|-------------------|
| --- I-V 1000 W/m2 | --- P-I 1000 W/m2 |
| --- I-V 800 W/m2 | --- P-I 800 W/m2 |
| --- I-V 600 W/m2 | --- P-I 600 W/m2 |
| --- I-V 400 W/m2 | --- P-I 400 W/m2 |
| --- I-V 200 W/m2 | --- P-I 200 W/m2 |

IV-IRRADIANCE



Voltage (V)

I-V (-25°C) I-V (0°C) I-V (+25°C) I-V (+50°C) I-V (+75°C)

Current (A)

Power (W)

SOLAR SIMULATOR

| | | | | |
|-------|-----|-------------|----------------------------------|-------|
| Class | AAA | IEC 60904-9 | Power measurement uncertainty is | ± 3 % |
|-------|-----|-------------|----------------------------------|-------|

ELECTRICAL MEASURES

| STC CONDITIONS | | ELECTRICAL MEASURES | | NMOT CONDITIONS | |
|------------------|-----------|---------------------|---------------------|-----------------|--------------|
| Irradiance | 1000 W/m2 | IEC 60904-1 | Irradiance | 800 W/m2 | IEC 61215 |
| Cell temperature | 25 °C | IEC 60904-3 | Ambient temperature | 20 °C | |
| Air Mass | 1,5 | ASTM G173 | Air Mass | 1,5 | ASTM G173-03 |
| | | ASTM 1036 | Wind speed | 1 m/s | |

MANUFACTURER



SOLAR INNOVA GREEN TECHNOLOGY, S.L.

N.I.F.: ESB-54.627.278

Paseo de los Molinos, 12

03660 - NOVELDA (Alicante) SPAIN

T/F: +34965075767

E: info@solarinnova.net

W: www.solarinnova.net



PHOTOVOLTAIC MODULES

Series NON STANDARD **Reference** SI-ESF-M-NE-P-65W **Type** POLYCRYSTALLINE

STANDARD GUARANTEES

LINEAR PERFORMANCE WARRANTY



| | |
|------------------------------|--|
| Manufacturing defects | 12 years. |
| Performance | 90 % of rated power after 12 years of operation, 80 % of rated power after 25 years of operation. |
| Lifespan | > 30 years. |

ENVIRONMENTAL INFORMATION

| | | kWh | | | |
|-------------------------|------------------|------------------|------------|----------|--------------|
| | | Coal | Petrol/Gas | Combined | |
| Solar Hours Peak | 6 day | | | | |
| Irradiation rate | 1000 W/ m2 | 1 | 0,961 | 0,828 | 0,372 kg/CO2 |
| Energy generated | 0,39 kWh/ day | Avoid | 0,38 | 0,32 | 0,15 kg/CO2 |
| | 11,71 kWh/ month | CO2 | 11,25 | 9,70 | 4,36 kg/CO2 |
| | 142,49 kWh/ year | emissions | 136,94 | 117,98 | 53,01 kg/CO2 |

CERTIFICATES

| | |
|---------------------------|---|
| ISO 9001 | Quality Management Systems. |
| ISO 14001 | Environmental Management Systems. |
| OHSAS 18001 | Occupational Health and Safety Management Systems. |
| CE | Directive 2014/35/EU of the European Parliament and of the Council of 26 February 2014 on the harmonisation of the laws of the Member States relating to the making available on the market of electrical equipment designed for use within certain voltage limits. |
| IEC/EN 61215 | Crystalline silicon terrestrial photovoltaic (PV) modules. Design qualification and type approval. |
| IEC/EN 61730-1 | Photovoltaic (PV) module safety qualification - Part 1: Requirements for construction. |
| IEC/EN 61730-2 | Photovoltaic (PV) module safety qualification - Part 2: Requirements for testing. |
| IEC/EN 61701 | Salt mist corrosion testing of photovoltaic (PV) modules. |
| IEC/EN 62716 | Photovoltaic (PV) modules - Ammonia corrosion testing. |
| UNE-EN IEC 62804-1 | Photovoltaic (PV) Modules - Test Methods for the detection of potential-induced degradation. Part 1: Crystalline silicone. |
| IEC/EN 62790 | Junction boxes for photovoltaic modules - Safety requirements and tests. |
| IEC/EN 62852 | Connectors for DC-application in photovoltaic systems - Safety requirements and test. |
| UL 1703 | Standard for Flat-Plate Photovoltaic Modules and Panels. |



PACKING

| PANELS X PALLET | CONTAINER 20' | | PANELS X PALLET | CONTAINER 40'HQ | |
|-----------------|---------------|-------|-----------------|-----------------|-------|
| | PALLETS | TOTAL | | PALLETS | TOTAL |
| IEC 62759-1 | - | - | 26 | 22 | 572 |

EXPORT INFORMATION

| | | | |
|----------------|----------|-------------------|------------|
| HS Code | 85414020 | TARIC code | 8541409021 |
|----------------|----------|-------------------|------------|

COMMENTS

NOTICE

The specifications and technical data may be subject to possible modifications without notice.
This data sheet are conform to the requirements of the Standard EN 50380:2018.