

MANUFACTURER



SOLAR INNOVA GREEN TECHNOLOGY, S.L.

N.I.F.: ESB-54.627.278

Paseo de los Molinos, 12

03660 - NOVELDA (Alicante) SPAIN

T/F: +34965075767

E: info@solarinnova.net

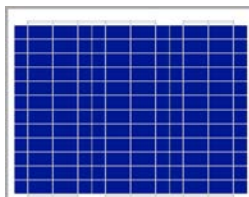

W: www.solarinnova.net



PHOTOVOLTAIC MODULES

Series	NON STANDARD	Reference	SI-ESF-M-NE-P-25W	Type	POLYCRYSTALLINE
--------	--------------	-----------	-------------------	------	-----------------

INTRODUCTION



**MATERIALS**

Solar Innova uses the latest materials to manufacture photovoltaic modules.

**USE**

Our modules are ideal for any application that uses the photoelectric effect as a clean energy source because of its minimal chemical pollution and no noise pollution.

**FRONT**

The front of the module contains a tempered solar glass with:

- High transmissivity.
- Low reflectivity.
- Low iron content.

**PV CELLS**

These PV modules use high-efficiency polycrystalline silicon cells (the cells are made of several crystals of high purity silicon) to transform the energy of sunlight into electric energy.

Each cell is electrically rated to optimize the behavior of the module.

Its performance is excellent over the entire range of light spectrum, with particularly high yields in low light situations or cloudiness to direct sunlight (diffuse radiation).

**ENCAPSULANT**

The cell circuit is laminated using as encapsulant:

- EVA (Ethylene-Vinyl Acetate).

**BACK**

The rear of the module contains a plastic polymer (Tedlar) which provides complete protection and seals against environmental agents and electrical insulation.

**FRAME**

The compact, anodized aluminum frame provides an optimal relationship-weight moment of inertia, to obtain greater rigidity and resistance to twisting and bending. It has several holes to attach the module to the support structure and ground if necessary.

**JUNCTION BOX**

The junction boxes with IP67, are made from high temperature resistant plastics and containing terminals, connection terminals and protection diodes (by-pass).

These modules are supplied with symmetric lengths of cable, with a diameter of copper section of 4 mm and an extremely low contact resistance, all designed to achieve the minimum voltage drop losses.

**PERFORMANCE**

Our modules comply with all safety requirements not only flexibility but also double insulation and high resistance to UV rays, all are suitable for use in outdoor applications. The design of these modules makes their integration in both industrial and residential buildings (one of the most emerging sectors in the photovoltaic market), and other infrastructure, simple and aesthetic.

**QUALITY CONTROL**

We have quality control divided into three elements:

- Regular inspections allow us to guarantee the quality of the raw material.
- Quality control in the process of our manufacturing procedures.
- Quality control of finished products, we conduct through inspections and tests of reliability and performance.


**WARRANTIES**

Our manufacturing plants have been prepared in accordance with:

- ISO 9001, in terms of Quality Systems and Business.
- ISO 14001, in terms of Environmental Management Systems.
- OHSAS 18001, in terms of Management Systems Health and Safety.

**CERTIFICATES**

Our PV modules are certified by internationally recognized laboratories and are proof of our strict adherence to international safety standards, long term performance and overall quality of products.



**MANUFACTURER**



**SOLAR INNOVA GREEN TECHNOLOGY, S.L.**

N.I.F.: ESB-54.627.278

Paseo de los Molinos, 12

03660 - NOVELDA (Alicante) SPAIN

T/F: +34965075767

E: info@solarinnova.net

W: www.solarinnova.net



**PHOTOVOLTAIC MODULES**

<b>Series</b>	NON STANDARD	<b>Reference</b>	SI-ESF-M-NE-P-25W	<b>Type</b>	POLYCRYSTALLINE
---------------	--------------	------------------	-------------------	-------------	-----------------

**PV CELLS**

<b>Type</b>	Monofacial	mc-Si			
<b>MECHANICAL CHARACTERISTICS</b>					
<b>Size</b>	mm	156,75 x 28,8 ±0,5	<b>Tk Voltage</b>	%/K	-0,36
<b>Thickness</b>	µm	210 ±20	<b>Tk Current</b>	%/K	0,07
<b>Front</b>	-]	Si3N4 anti-reflection coating	<b>Tk Power</b>	%/K	-0,38
<b>Back</b>	[+]	Aluminum back surface field (Al-BSF)			

**PV MODULES**

**ELECTRICAL CHARACTERISTICS**

**STC CONDITIONS**

<b>Maximum power</b>	[Pmpp]	Wp	25	±3% (*)	
<b>Power selection</b>	[Pmpp]	Wp	0/+0,75		
<b>Voltage at maximum power</b>	[Vmpp]	V	17,90	IEC 60904-1	
<b>Current at maximum power</b>	[Impp]	A	1,40	IEC 60904-3	
<b>Open circuit voltage</b>	[Voc]	V	22,10	±3% (*)	
<b>Short circuit current</b>	[Isc]	A	1,54	±4% (*)	
<b>Maximum system voltage</b>	[Vsyst]	V	715	IEC / UL	
<b>Maximum series fuse rating</b>	[Icf]	A	10		
<b>Efficiency</b>	[ηm]	%	11,41		
<b>Form Factor</b>	[FF]	%	73,63		

**STC (Standard Test Conditions):** Irradiance: 1000 W/m2 + Cell Temperature: 25° C + Air Mass: 1.5  
 \* (Considering LID, the power range of the certification authority)

**NMOT CONDITIONS**

<b>Maximum power</b>	[Pmpp]	Wp	18	IEC 61215	
<b>Voltage at maximum power</b>	[Vmpp]	V	16,30		
<b>Current at maximum power</b>	[Impp]	A	1,14		
<b>Open circuit voltage</b>	[Voc]	V	20,20		
<b>Short circuit current</b>	[Isc]	A	1,25		

**NMOT (Nominal Module Operating Temperature):** Irradiance: 800 W/m2 + Ambient Temperature: 20° C + Air Mass: 1.5 + Wind Speed: 1 m/s

**MECHANICAL CHARACTERISTICS**

PANEL	WIDTH (X)		HIGH (Y)		AREA	POWER/AREA
Size	513	x	428	mm	0,22 m2	114 Wp/m2
<b>CELLS</b>						
Quantity	3	x	12	=	36 units	0,16 m2

**COMPONENTS**

MATERIAL	QUANTITY	THICKNESS (Z)	DESCRIPTION	DENSITY	TOTAL WEIGHT
Frame	1 units	25 mm	Al 6065-T5	0,88 kg/m2	0,19 kg
Glass	1 units	3,2 mm	Tempered	8,10 kg/m2	1,78 kg
Sheet Encapsulant	1 units	0,38 mm	EVA	0,40 kg/m2	0,09 kg
Busbars	5 units	0,2 mm	CuSn6	0,10 kg/m2	0,02 kg
PV Cells	36 units	0,21 mm	mc-Si	0,20 kg/m2	0,03 kg
Sheet Encapsulant	1 units	0,38 mm	EVA	0,40 kg/m2	0,09 kg
Backsheet	1 units	0,5 mm	TPT	0,47 kg/m2	0,10 kg
Junction Box	1 units	10 mm	Monopolar	0,10 kg/m2	0,10 kg
Diodes (By-pass)	1 units			0,01 kg/m2	0,02 kg
Cables (+/-)	2 units	4 mm2	900 mm	0,10 kg/m2	0,20 kg
Connectors	2 units	MC4-T4 type	PVC-IP67	0,05 kg/m2	0,10 kg
<b>TOTAL</b>		<b>25 mm</b>		<b>10,81 kg/m2</b>	<b>2,72 kg</b>

**THERMAL CHARACTERISTICS**

TEMPERATURE COEFFICIENTS			POLYCRYSTALLINE	
Temperature coefficient of short circuit current	α	[Isc]	0,0825	%/°C
Temperature coefficient of open circuit voltage	β	[Voc]	-0,4049	%/°C
Temperature coefficient of maximum power	γ	[Pmpp]	-0,4336	%/°C
Temperature coefficient of current at maximum power		[Impp]	0,1000	%/°C
Temperature coefficient of voltage at maximum power		[Vmpp]	-0,3800	%/°C
Nominal Module Operating Temperature		[NMOT]	+ 47 ± 2	°C

**TOLERANCES**

Working temperature	- 40 / + 85 °C	Glass dimension	< ± 2,5 mm	EN 12543-5
Dielectric isolation voltage	3000 V	Glass symmetry tolerance	< ± 3 mm	EN 12543-5
Relative humidity	0 / 100 %	Cell single string distolerance	< ± 1 mm	EN 12543-6
Wind resistance	2400 Pa			IEC 61215
Snow resistance	5400 Pa	Maximum hail resistance	Ø 28 23 m/s	IEC 61215
Conductivity at ground	≤ 0.1 Ω	Resistance	≥ 100 Ω	

**CLASSIFICATIONS**

Application class	A Class	IEC 61730	Pollution	Degree	1	IEC 61730
Electrical protection class	II Class	IEC 61140 IEC 61730	Material	Group	I	IEC 61730
Fire safety class	C Class	ANSI/UL 790 IEC 61730	Safety	Factors	1.5	IEC 61730

MANUFACTURER



SOLAR INNOVA GREEN TECHNOLOGY, S.L.

N.I.F.: ESB-54.627.278

Paseo de los Molinos, 12

03660 - NOVELDA (Alicante) SPAIN

T/F: +34965075767

E: info@solarinnova.net

W: www.solarinnova.net



PHOTOVOLTAIC MODULES

Series	NON STANDARD	Reference	SI-ESF-M-NE-P-25W	Type	POLYCRYSTALLINE
--------	--------------	-----------	-------------------	------	-----------------

DRAWING


JUNCTION BOX

Position	Front	-	Rear	Border	-	Axis (X)	Axis (Y)
----------	-------	---	------	--------	---	----------	----------

PANEL

FRONT

REAR



WIDTH (X) 513 mm

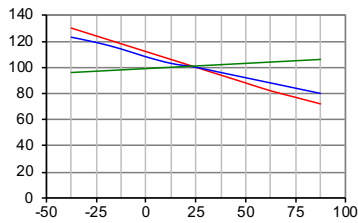
HIGH (Y) 428 mm

PERFORMANCE

CELLS

TEMPERATURE

Temperature depending on Isc, Voc and Pmax

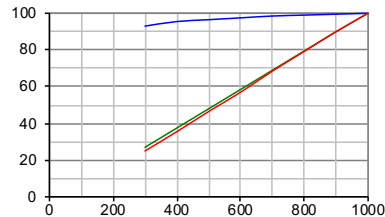


Cell temperature (°C)

--- Pmax --- Voc --- Isc

IRRADIANCE

Irradiance depending on Isc, Voc and Pmax (cell temperature: 25° C)



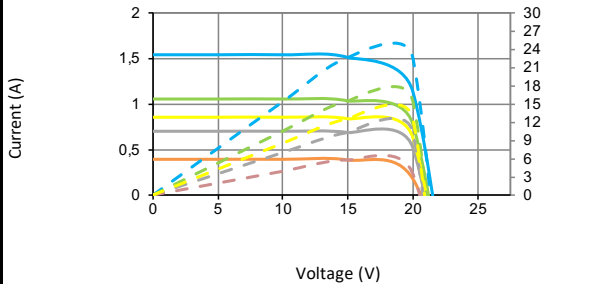
Irradiance (W/m²)

--- Voc --- Isc --- Pmax

PANELS

TEMPERATURE

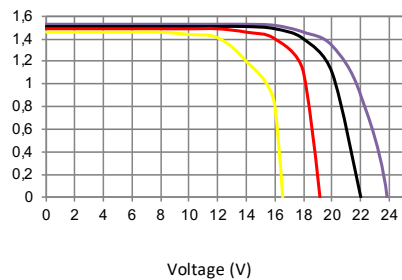
Electrical performance (cell temperature: 25° C)



Voltage (V)

--- I-V 1000 W/m2 --- P-I 1000 W/m2  
 --- I-V 800 W/m2 --- P-I 800 W/m2  
 --- I-V 600 W/m2 --- P-I 600 W/m2  
 --- I-V 400 W/m2 --- P-I 400 W/m2  
 --- I-V 200 W/m2 --- P-I 200 W/m2

IV-IRRADIANCE



Voltage (V)

I-V (-25°C) I-V (0°C) I-V (+25°C) I-V (+50°C) I-V (+75°C)

SOLAR SIMULATOR

Class	AAA	IEC 60904-9	Power measurement uncertainty is	± 3 %
-------	-----	-------------	----------------------------------	-------

ELECTRICAL MEASURES

STC CONDITIONS		ELECTRICAL MEASURES		NMOT CONDITIONS	
Irradiance	1000 W/m²	IEC 60904-1	Irradiance	800 W/m²	IEC 61215
Cell temperature	25 °C	IEC 60904-3	Ambient temperature	20 °C	
Air Mass	1,5	ASTM G173	Air Mass	1,5	ASTM G173-03
		ASTM 1036	Wind speed	1 m/s	

**MANUFACTURER**



**SOLAR INNOVA GREEN TECHNOLOGY, S.L.**

N.I.F.: ESB-54.627.278

Paseo de los Molinos, 12

03660 - NOVELDA (Alicante) SPAIN

T/F: +34965075767

E: info@solarinnova.net

W: www.solarinnova.net

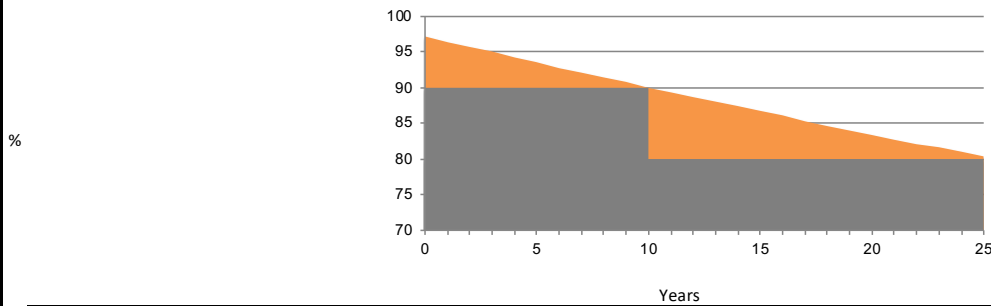


**PHOTOVOLTAIC MODULES**

**Series** NON STANDARD      **Reference** SI-ESF-M-NE-P-25W      **Type** POLYCRYSTALLINE

**STANDARD GUARANTEES**

**LINEAR PERFORMANCE WARRANTY**



<b>Manufacturing defects</b>	12 years.
<b>Performance</b>	90 % of rated power after 12 years of operation, 80 % of rated power after 25 years of operation.
<b>Lifespan</b>	> 30 years.

**ENVIRONMENTAL INFORMATION**

		kWh			
		Coal	Petrol/Gas	Combined	
<b>Solar Hours Peak</b>	6 day				
<b>Irradiation rate</b>	1000 W/ m2	1	0,961	0,828	0,372 kg/CO2
<b>Energy generated</b>	0,15 kWh/ day	<b>Avoid</b>	0,14	0,12	0,06 kg/CO2
	5 kWh/ month	<b>CO2</b>	4,33	3,73	1,68 kg/CO2
	55 kWh/ year	<b>emissions</b>	52,74	45,44	20,42 kg/CO2

**CERTIFICATES**

<b>ISO 9001</b>	Quality Management Systems.
<b>ISO 14001</b>	Environmental Management Systems.
<b>OHSAS 18001</b>	Occupational Health and Safety Management Systems.
<b>CE</b>	Directive 2014/35/EU of the European Parliament and of the Council of 26 February 2014 on the harmonisation of the laws of the Member States relating to the making available on the market of electrical equipment designed for use within certain voltage limits.
<b>IEC/EN 61215</b>	Crystalline silicon terrestrial photovoltaic (PV) modules. Design qualification and type approval.
<b>IEC/EN 61730-1</b>	Photovoltaic (PV) module safety qualification - Part 1: Requirements for construction.
<b>IEC/EN 61730-2</b>	Photovoltaic (PV) module safety qualification - Part 2: Requirements for testing.
<b>IEC/EN 61701</b>	Salt mist corrosion testing of photovoltaic (PV) modules.
<b>IEC/EN 62716</b>	Photovoltaic (PV) modules - Ammonia corrosion testing.
<b>UNE-EN IEC 62804-1</b>	Photovoltaic (PV) Modules - Test Methods for the detection of potential-induced degradation. Part 1: Crystalline silicone.
<b>IEC/EN 62790</b>	Junction boxes for photovoltaic modules - Safety requirements and tests.
<b>IEC/EN 62852</b>	Connectors for DC-application in photovoltaic systems - Safety requirements and test.
<b>UL 1703</b>	Standard for Flat-Plate Photovoltaic Modules and Panels.



**PACKING**

PANELS X PALLET	CONTAINER 20'		CONTAINER 40'HQ		TOTAL
	PALLETS	TOTAL	PALLETS	TOTAL	
IEC 62759-1	26	572	22	572	572

**EXPORT INFORMATION**

<b>HS Code</b>	85414020	<b>TARIC code</b>	8541409021
----------------	----------	-------------------	------------

**COMMENTS**

**NOTICE**

The specifications and technical data may be subject to possible modifications without notice.  
This data sheet are conform to the requirements of the Standard EN 50380:2018.