MANUFACTURER

SOLAR INNOVA GREEN TECHNOLOGY, S.L.
N.I.F.: ESB-54.627.278
Paseo de los Molinos, 12
03660 - NOVELDA (Alicante) SPAIN

T/F: +34965075767
E: info@solarinnova.net
W: www.solarinnova.net

PHOTOVOLTAIC MODULES

Series	BIPV-TILES	**Reference**	SI-ESF-M-BIPV-TL-F-P156-24	**Type**	POLYCRYSTALLINE

INTRODUCTION





MATERIALS

Solar Innova uses the latest materials to manufacture photovoltaic modules.

USE

Our modules are ideal for any application that uses the photoelectric effect as a clean energy source because of its minimal chemical pollution and no noise pollution.

FRONT

The front of the module contains a tempered solar glass with:
- High transmissivity.
- Low reflectivity.
- Low iron content.

PV CELLS

These PV modules use high-efficiency polycrystalline silicon cells (the cells are made of several crystals of high purity silicon) to transform the energy of sunlight into electric energy.

Each cell is electrically rated to optimize the behavior of the module.

Its performance is excellent over the entire range of light spectrum, with particularly high yields in low light situations or cloudiness to direct sunlight (diffuse radiation).



ENCAPSULANT

The cell circuit is laminated using as encapsulant:
- PVB (Polivinil Butiral).

BACK

The rear of the module contains a tempered glass which provides complete protection and seals against environmental agents and electrical insulation.

JUNCTION BOX

The junction boxes with IP67, are made from high temperature resistant plastics and containing terminals, connection terminals and protection diodes (by-pass).

These modules are supplied with symmetric lengths of cable, with a diameter of copper section of 4 mm and an extremely low contact resistance, all designed to achieve the minimum voltage drop losses.

PERFORMANCE

Our modules comply with all safety requirements not only flexibility but also double insulation and high resistance to UV rays, all are suitable for use in outdoor applications. The design of these modules makes their integration in both industrial and residential buildings (one of the most emerging sectors in the photovoltaic market), and other infrastructure, simple and aesthetic.

QUALITY CONTROL

We have quality control divided into three elements:
- Regular inspections allow us to guarantee the quality of the raw material.
- Quality control in the process of our manufacturing procedures.
- Quality control of finished products, we conduct through inspections and tests of reliability and performance.

WARRANTIES

Our manufacturing plants have been prepared in accordance with:
- ISO 9001, in terms of Quality Systems and Business.
- ISO 14001, in terms of Environmental Management Systems.
- ISO 45001, in terms of Management Systems Health and Safety.

CERTIFICATES

Our PV modules are certified by internationally recognized laboratories and are proof of our strict adherence to international safety standards, long term performance and overall quality of products.



MANUFACTURER

SOLAR INNOVA GREEN TECHNOLOGY, S.L.
N.I.F.: ESB-54.627.278
Paseo de los Molinos, 12
03660 - NOVELDA (Alicante) SPAIN
T/F: +34965075767
E: info@solarinnova.net
W: www.solarinnova.net

PHOTOVOLTAIC MODULES

Series	BIPV-TILES	**Reference**	SI-ESF-M-BIPV-TL-F-P156-24	**Type**	POLYCRYSTALLINE

PV CELLS

Type	Monofacial			mc-Si			
MECHANICAL CHARACTERISTICS				**TEMPERATURE COEFFICIENTS**			
Size	mm		#¡REF!	#¡REF!	**Tk Voltage**	%/K	#¡REF!
Thickness	µm		#¡REF!	#¡REF!	**Tk Current**	%/K	#¡REF!
Front	[-]	Si3N4 anti-reflection coating			**Tk Power**	%/K	#¡REF!
Back	[+]	Aluminum back surface field (Al-BSF)					

PV MODULES

ELECTRICAL CHARACTERISTICS

STC CONDITIONS				
Maximum power	[Pmpp]	Wp	112	±3% (*)
Power selection	[Pmpp]	%	±3	
Voltage at maximum power	[Vmpp]	V	13,42	IEC 60904-1
Current at maximum power	[Impp]	A	8,35	IEC 60904-3
Open circuit voltage	[Voc]	V	15,60	±3% (*)
Short circuit current	[Isc]	A	9,01	±4% (*)
Maximum system voltaje	[Vsyst]	V	1000	IEC / UL
Maximum series fuse rating	[Icf]	A	15	
Efficiency	[ηm]	%	15,60	
Form Factor	[FF]	%	79,70	

STC (Standard Test Conditions): Irradiance: 1000 W/m2 + Cell Temperature: 25º C + Air Mass: 1.5

* (Considering LID, the power range of the certification authority)

NMOT CONDITIONS				
Maximum power	[Pmpp]	Wp	83	IEC 61215
Voltage at maximum power	[Vmpp]	V	12,22	
Current at maximum power	[Impp]	A	6,78	
Open circuit voltage	[Voc]	V	14,26	
Short circuit current	[Isc]	A	7,31	

NMOT (Nominal Module Operating Temperature): Irradiance: 800 W/m2 + Ambient Temperature: 20º C + Air Mass: 1.5 + Wind Speed: 1 m/s

MECHANICAL CHARACTERISTICS

PANEL	WIDTH (X)		HIGH (Y)			AREA	POWER/AREA
Size - Glass-1	1056	x	760	mm		0,72 m2	156 Wp/m2
Size - Glass-2	1056	x	760	mm		0,72 m2	
CELLS							
Size	156,75	x	156,75	mm	210 mm	0,25 m2	
Distance - Top			80	mm			
Distance - between Cells	4	x	4	mm			
Distance - Left	48	mm					
Distance - Right	48	mm					
Distance - Bottom			42	mm			
Quantity	6	x	4	=	24 units	0,59 m2	

COMPONENTS

MATERIAL	QUANTITY		THICKNESS (Z)		DESCRIPTION	DENSITY	TOTAL WEIGHT	THERMAL RESISTANCE
Frame	1	units	10	mm	Al 6065-T5	0,35 kg/m2	0,25 kg	
Glass-1	1	units	4	mm	FTG-UClear	10,12 kg/m2	7,27 kg	0,1738 m2K/W
Sheet Encapsulant	1	units	0,76	mm	PVB	0,81 kg/m2	0,58 kg	0,0032 m2K/W
Busbars	5	units	1	mm	CuSn6	0,10 kg/m2	0,06 kg	
PV Cells	24	units	0,21	mm	mc-Si	0,20 kg/m2	0,12 kg	
Sheet Encapsulant	1	units	0,76	mm	PVB	0,81 kg/m2	0,58 kg	0,0032 m2K/W
Backsheet	1	units	0,5	mm	TPT-RAL 9005	0,47 kg/m2	0,34 kg	0,0032 m2K/W
Glass-2	1	units	4	mm	FTG	10,12 kg/m2	7,27 kg	0,1738 m2K/W
Junction Box	1	units	10	mm	PVC-IP68	0,10 kg/m2	0,10 kg	
Diodes (By-pass)	3	units				0,01 kg/m2	0,02 kg	
Cables (+/-)	2	units	4	mm2	900 mm	0,10 kg/m2	0,20 kg	
Connectors	2	units	MC4-T4	type	PVC-IP67	0,05 kg/m2	0,10 kg	
Holes	2	units	5	mm	Ø			
TOTAL			**10,23**	**mm**		**23,24 kg/m2**	**16,89 kg**	**0,36 m2K/W**

THERMAL CHARACTERISTICS

TEMPERATURE COEFFICIENTS			POLYCRYSTALLINE
Temperature coefficient of short circuit current	α	[Isc]	0,0700 %/º C
Temperature coefficient of open circuit voltage	β	[Voc]	-0,3600 %/º C
Temperature coefficient of maximum power	γ	[Pmpp]	-0,3800 %/º C
Temperature coefficient of current at maximum power		[Impp]	0,1000 %/º C
Temperature coefficient of voltage at maximum power		[Vmpp]	-0,3800 %/º C
Nominal Module Operating Temperature		[NMOT]	+ 47 ± 2 º C

THERMAL TRANSMITTANCE (U)				**SOLAR HEAT GAIN COEFFICIENT (G)**			
Ug-Value	2,80 W/m2 K		EN 673	**G-Value**	0,36 %		EN 410
UV TRANSMITTANCE				**ACOUSTIC INSULATION (R)**			
UV-Value	0,00 %	300-380 nm	EN 410	**R-Value**	32(-1:-3)		EN 12758
VISIBLE LIGHT TRANSMISSION (LT)							
LT-Value	0,00 %	380-780 nm	EN 410	**Opacity**	100,00 %	CIE D65	ISO 9050
EXTERIOR REFLECTION (LRe)				**INTERIOR REFLECTION (LRi)**			
LRe-Value	8,00 %		EN 410	**LRi-Value**	15,00 %		EN 410

TOLERANCES

Working temperature	- 40 / + 85 ºC			**Glass dimension**	< ± 2,5 mm		EN 12543-5
Dielectric isolation voltage	3000 V			**Glass symmetrytolerance**	< ± 3 mm		EN 12543-5
Relative humidity	0 / 100 %			**Cell single string distolerance**	< ± 1 mm		EN 12543-6
Wind resistance	15345 Pa	1565 kg/m2					IEC 61215
Snow resistance	15345 Pa	1565 kg/m2		**Maximum hail resistance**	Ø 35	97 m/s	IEC 61215
Conductivity at ground	≤ 0.1 Ω			**Resistance**	≥ 100 Ω		

CLASSIFICATIONS

Application class	A Class		IEC 61730	**Pollution**	1 Degree	IEC 61730
Electrical protection class	II Class	IEC 61140	IEC 61730	**Material**	I Group	IEC 61730
Fire safety class	A Class	ANSI/UL 790	IEC 61730	**Safety**	1.5 Factors	IEC 61730

LAMINATED GLASS (EN 14449)

Impact resistance	1B1 Class	EN 12600	**High temperature**	OK	EN 12543-4
Manual attack	P2A Class	EN 356	**Humidity**	OK	EN 12543-4

MANUFACTURER

SOLAR INNOVA GREEN TECHNOLOGY, S.L.
N.I.F.: ESB-54.627.278
Paseo de los Molinos, 12
03660 - NOVELDA (Alicante) SPAIN
T/F: +34965075767
E: info@solarinnova.net
W: www.solarinnova.net

PHOTOVOLTAIC MODULES

Series	BIPV-TILES	**Reference**	SI-ESF-M-BIPV-TL-F-P156-24	**Type**	POLYCRYSTALLINE

DRAWING

JUNCTION BOX

Position	Front	-	Rear	■	Border	-	Axis (X)	■	Axis (Y)	-

PANEL

FRONT

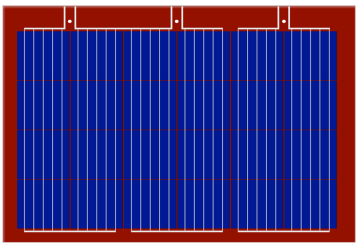

REAR

SECTION

WIDTH (X) 1056 mm

THICKNESS (Z) 10,23 mm

HIGH (Y) 760 mm

PERFORMANCE

CELLS

TEMPERATURE

Temperature depending on Isc, Vox and Pmax

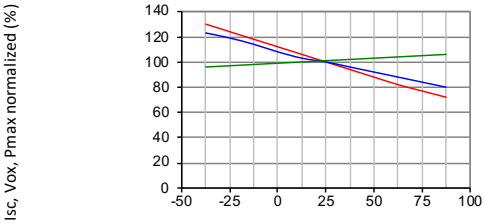

--- Pmax --- Voc --- Isc

IRRADIANCE

Irradiance depending on Isc, Voc and Pmax
(cell temperature: 25º C)

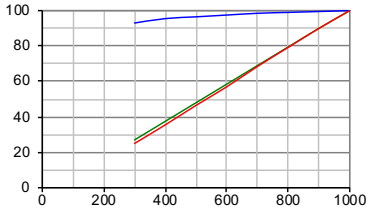

--- Voc --- Isc --- Pmax

PANELS

TEMPERATURE

Electrical performance
(cell temperature: 25º C)

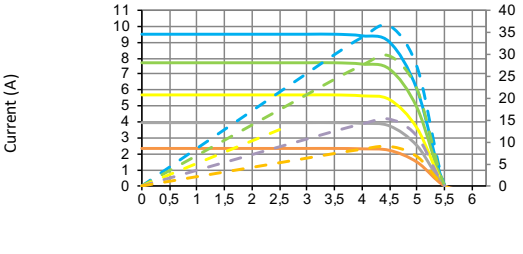

--- I-V 1000 W/m2	- - - P-I 1000 W/m2
--- I-V 800 W/m2	- - - P-I 800 W/m2
--- I-V 600 W/m2	- - - P-I 600 W/m2
--- I-V 400 W/m2	- - - P-I 400 W/m2
--- I-V 200 W/m2	- - - P-I 200 W/m2

IV-IRRADIANCE

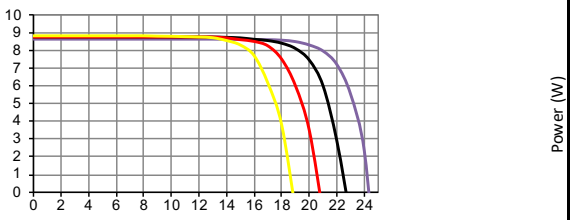

I-V (-25ºC) I-V (0ºC) I-V (+25ºC) I-V (+50ºC) I-V (+75ºC)

SOLAR SIMULATOR

Class	AAA	IEC 60904-9	**Power measurement uncertainty is**	± 3 %	

ELECTRICAL MEASURES

STC CONDITIONS			**NMOT CONDITIONS**		
Irradiance	1000 W/m2	IEC 60904-1	**Irradiance**	800 W/m2	IEC 61215
Cell temperature	25 ºC	IEC 60904-3	**Ambient temperature**	20 ºC	
Air Mass	1,5	ASTM G173	**Air Mass**	1,5	ASTM G173-03
		ASTM 1036	**Wind speed**	1 m/s	

MANUFACTURER

SOLAR INNOVA GREEN TECHNOLOGY, S.L.
N.I.F.: ESB-54.627.278
Paseo de los Molinos, 12
03660 - NOVELDA (Alicante) SPAIN
T/F: +34965075767
E: info@solarinnova.net
W: www.solarinnova.net

PHOTOVOLTAIC MODULES

Series	BIPV-TILES	**Reference**	SI-ESF-M-BIPV-TL-F-P156-24	**Type**	POLYCRYSTALLINE

STANDARD GUARANTEES

LINEAR PERFORMANCE WARRANTY

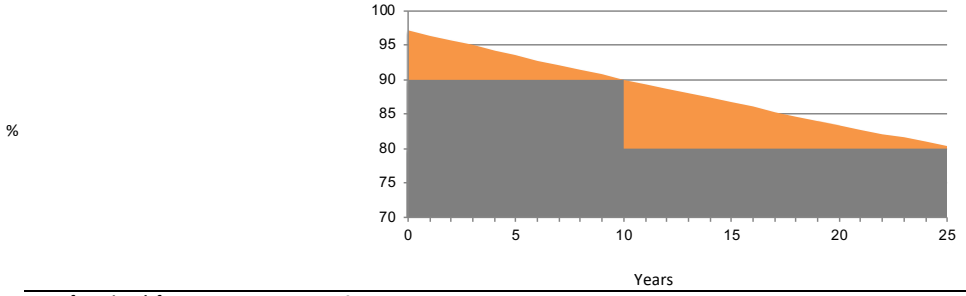

Manufacturing defects	12	years.			
Performance	90	%	of rated power after	12	years of operation,
	80	%	of rated power after	25	years of operation.
Lifespan	> 30	years.			

ENVIRONMENTAL INFORMATION

Solar Hours Peak	6	day			**kWh**	**Coal**	**Petrol/Gas**	**Combined**	
Irradiation rate	1000	W/ m2			1	0,961	0,828	0,372	kg/CO2
Energy generated	0,67	kWh/ day	**Avoid**		**day**	0,65	0,56	0,25	kg/CO2
	20	kWh/ month	**CO2**		**month**	19,38	16,70	7,50	kg/CO2
	245	kWh/ year	**emissions**		**year**	235,76	203,13	91,26	kg/CO2

CERTIFICATES

ISO 9001	Quality management systems.
ISO 14001	Environmental management systems.
ISO 45001	Occupational health and safety management systems.
CE	Directive 2014/35/EU of the European Parliament and of the Council of 26 February 2014 on the harmonisation of the laws of the Member States relating to the making available on the market of electrical equipment designed for use within certain voltage limits.
IEC/EN 61215	Crystalline silicon terrestrial photovoltaic (PV) modules. Design qualification and type approval.
IEC/EN 61730-1	Photovoltaic (PV) module safety qualification - Part 1: Requirements for construction.
IEC/EN 61730-2	Photovoltaic (PV) module safety qualification - Part 2: Requirements for testing.
IEC 63092-1	Photovoltaics in buildings - Part 1: Requirements for building-integrated photovoltaic modules.
UL 1703	Standard for Flat-Plate Photovoltaic Modules and Panels.
EN 13501	Fire classification of construction products and building elements - Part 1: Classification using data from reaction to fire tests.
EN 14449	Glass in building - Laminated glass and laminated safety glass - Evaluation of conformity/Product standard.
EN 12543	Glass in building - Laminated glass and laminated safety glass.
EN 12600	Glass in building - Pendulum test - Impact test method and classification for flat glass.
EN 50583	Photovoltaics in buildings - Part 1: BIPV modules.

PACKING

CONTAINER 20'			CONTAINER 40'HQ		
PANELS X PALLET	**PALLETS**	**TOTAL**	**PANELS X PALLET**	**PALLETS**	**TOTAL**
120	30	3600	120	56	6720

IEC 62759-1	Photovoltaic (PV) modules - Transportation testing - Part 1: Transportation and shipping of module package units.

EXPORT INFORMATION

HS Code	85.41.43.00	**TARiC code**	85.41.43.00

REGISTER OF ELECTRICAL AND ELECTRONIC EQUIPMENT PRODUCERS

WEEE	7378	**Entity**	ECOASIMELEC

DESCRIPTION

Silicon cell photovoltaic solar module mc-Si, BIPV-Tiles series, for architectural integration, from the manufacturer SOLAR INNOVA, maximum power (Wp) 112 W, voltage at maximum power (Vmp) 13,42 V, current at maximum power (Imp) 8,35 A, open-circuit voltage (Voc) 15,60 V, short-circuit current (Isc) 9,01 A, efficiency 15,60 %, composed of 24 cells, front layer tempered glass thick 4 mm, encapsulant layers of cells of PVB, back layer of tempered glass thick 4 mm, anodized aluminum frame Al 6065-T5, junction box (diodes, cables 4 mm2, 900 mm and connectors MC4-T4), working temperature - 40 / + 85 ºC, dimensions 1056 x 760 x 10,23 mm, maximum wind load 15345 Pa, maximum snow load 15345 Pa, weight 16,89 kg.

COMMENTS

NOTICE

The specifications and technical data may be subject to possible modifications without notice.
This data sheet are conform to the requirements of the Standard EN 50380.
Images for ilustration purposes only.