





PHOTOVOLTAIC SOLAR ENERGY

POLYCRYSTALLINE MODULES - SI-ESF-M-BIPV-GG-P156-60



Solar Innova uses the latest materials to manufacture photovoltaic modules. Our modules are ideal for any application that uses the photoelectric effect as a clean energy source because of its minimal chemical pollution and no noise pollution. Thanks to its design, can be integrated easily into any installation.

The front of the module contains a tempered solar glass with high transmissivity, low reflectivity and low iron content.

These PV modules use high-efficiency polycrystalline silicon cells (the cells are made of several crystals of high purity silicon) to transform the energy of sunlight into electric energy. Each cell is electrically rated to optimize the behavior of the module.

The cell circuit is laminated using EVA (Ethylene-Vinyl Acetate) as an encapsulant in combination with a tempered glass on its front and a tempered glass with low iron content on the backside.

The junction boxes with IP67, are made from high temperature resistant plastics and containing terminals, connection terminals and protection diodes (by-pass). These modules are supplied with symmetric lengths of cable, with a diameter of copper section of 4 mm and an extremely low contact resistance, all designed to achieve the minimum voltage drop losses.

Our modules comply with all safety requirements not only flexibility but also double insulation and high resistance to UV rays, all are suitable for use in outdoor applications. The design of these modules makes their integration in both industrial and residential buildings (one of the most emerging sectors in the photovoltaic market), and other infrastructure, simple and aesthetic.

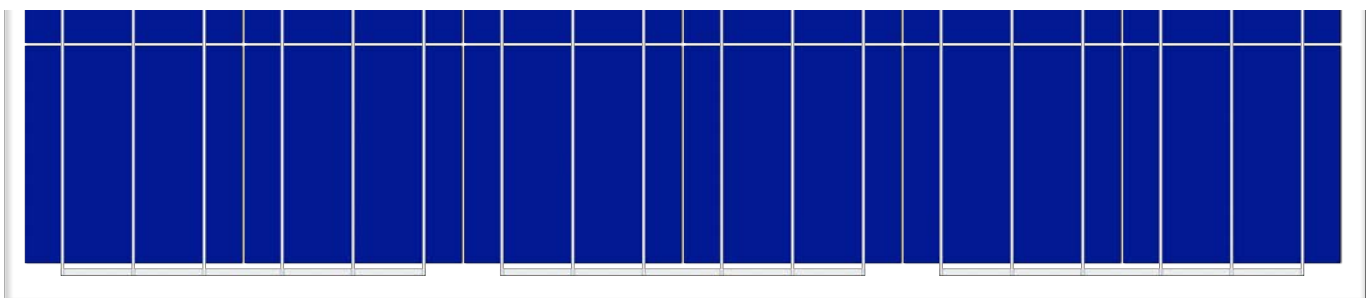
WARRANTIES

Our manufacturing plants have been prepared in accordance with the ISO 9001:2008, ISO 14001:2004 and OHSAS 18001:2007.

We have quality control divided into three elements:

- ✓ Regular inspections allow us to guarantee the quality of the raw material.
- ✓ Quality control in the process of our manufacturing procedures.
- ✓ Quality control of finished products, we conduct through inspections and tests of reliability and performance.

Our PV modules are certified by internationally recognized laboratories and are proof of our strict adherence to international safety standards, long term performance and overall quality of products.












PHOTOVOLTAIC SOLAR ENERGY

POLYCRYSTALLINE MODULES - SI-ESF-M-BIPV-GG-P156-60

| ELECTRICAL CHARACTERISTICS (STC) | | | | | |
|--|----------|------------------------|------|------|------|
| Maximum power (P _{mpp}) | Wp | 265 | 270 | 275 | 280 |
| Tolerance | Wp | 0 ~ + 5 | | | |
| Voltage at maximum power (V _{mpp}) | Volts | 31 | 31.4 | 31.8 | 32.2 |
| Current at maximum power (I _{mpp}) | Amperes | 8.56 | 8.61 | 8.66 | 8.7 |
| Open circuit voltage (V _{oc}) | Volts | 37 | 37.4 | 37.8 | 38.2 |
| Short circuit current (I _{sc}) | Amperes | 9.31 | 9.38 | 9.44 | 9.51 |
| Maximum system Voltage (V _{syst}) | Volts | 600 (UL) / 1,500 (IEC) | | | |
| Diodes (By-pass) | Quantity | 6 | | | |
| Maximum series fuse | Amperes | 15 | | | |
| Module-Efficiency | % | 16.2 | 16.5 | 16.9 | 17.2 |
| Form Factor | % | ≥ 73 | | | |

| | | | |
|-------------|--|---|--|
| STC: |  Irradiance: 1.000 W/m ² |  Module temperature: 25° C |  Air quality: 1,5 |
|-------------|--|---|--|

| ELECTRICAL CHARACTERISTICS (NOCT) | | | | | |
|--|---------|------|------|------|------|
| Maximum power (P _{mpp}) | Wp | 193 | 197 | 201 | 205 |
| Voltage at maximum power (V _{mpp}) | Volts | 28.2 | 28.4 | 28.6 | 28.8 |
| Current at maximum power (I _{mpp}) | Amperes | 6.85 | 6.93 | 7.01 | 7.09 |
| Open circuit voltage (V _{oc}) | Volts | 34.1 | 34.4 | 34.7 | 35.0 |
| Short circuit current (I _{sc}) | Amperes | 7.54 | 7.61 | 7.68 | 7.75 |

| | | | | |
|--------------|---|---|---|--|
| NOCT: |  Irradiance: 800 W/m ² |  Air temperature: 20° C |  Air quality: 1,5 |  Wind speed: 1 m/s |
|--------------|---|---|---|--|

| MECHANICAL CHARACTERISTICS | | | |
|----------------------------|------------|---|---------------------------|
| Size | Height | 1,632 mm | 64.25 inches |
| | Width | 976 mm | 38.42 inches |
| | Thickness | 25 mm | 0.98 inches |
| Weight | Net | 22.5 kg | 49.6 lbs |
| Front | Material | High transmissivity toughened glass | |
| | Thickness | 2.5 ± 0.2 mm | 0.09 inches |
| Cells | Type | Polycrystalline | |
| | Quantity | 6 x 10 units | |
| | Size | 156 x 156 mm | 6 inches |
| Serial connection | Quantity | 60 units | |
| Parallel connection | Quantity | 1 unit | |
| Encapsulation | Material | EVA | |
| | Thickness | 0.50 ± 0.03 mm | 0.020 ± 0.0012 inches |
| Rear | Material | Tempered glass | |
| | Thickness | 2.5 ± 0.2 mm | 0.098 ± 0.008 inches |
| Junction box | Material | PVC | |
| | Protection | IP67 | |
| | Isolation | Versus humidity and inclement weather | |
| Cables | Type | Polarized and symmetric in length | |
| | Length | 900 mm | 35.4 inches |
| | Section | 4 mm ² | 0.006 inches ² |
| | Features | Low contact resistance Minimal losses for voltage drop | |
| Connectors | Material | PVC | |
| | Type | MC4 | |
| | Protection | IP67 | |

| THERMAL CHARACTERISTICS | | |
|--|-------|----------|
| Temperature coefficient of short circuit current α (I _{cc}) | %/° C | + 0.0825 |
| Temperature coefficient of open circuit voltage β (V _{oc}) | %/° C | - 0.4049 |
| Temperature coefficient of maximum power γ (P _{mpp}) | %/° C | - 0.4336 |
| Temperature coefficient of current at maximum power (I _{mpp}) | %/° C | + 0.10 |
| Temperature coefficient of voltage at maximum power (V _{mpp}) | %/° C | - 0.38 |
| NOCT (Nominal Operating Cell Temperature) | ° C | + 47 ± 2 |



PHOTOVOLTAIC SOLAR ENERGY POLYCRYSTALLINE MODULES - SI-ESF-M-BIPV-GG-P156-60

| TOLERANCES | | | | |
|---|-----------------------|-----|-------------|--------------|
| Working temperature | ° C | ° F | - 40 ~ + 85 | - 40 ~ + 185 |
| Dielectric Isolation Voltage | Volts | | 3,000 | |
| Relative humidity | % | | 0 ~ 100 | |
| Wind resistance | m/s | | 60 | |
| | kg/m ² | Pa | 245 | 2,400 |
| | lbs/feet ² | | 491.56 | |
| Mechanical load-bearing capacity | kg/m ² | Pa | 551 | 5,400 (IEC) |
| | lbs/feet ² | Pa | 75.2 | 3,600 (UL) |
| | Clase | | C | |
| Fire resistance | Clase | | C | |








| MEASUREMENTS PERFORMED IN ACCORDANCE WITH STANDARD TEST METHODS EN 60904-3 AND ASTM E1036, CORRECTED TO STANDARD TEST CONDITIONS (STC) | | |
|---|------------------|----------------------------|
| Air quality/Spectral distribution | AM | 1.5 ASTM G173-03e1 (2,008) |
| Luminous intensity/Radiation | W/m ² | 1,000 |
| Cell temperature | ° C | 25 |

| MEASUREMENTS PERFORMED IN SOLAR SIMULATOR | |
|--|--------------------------------|
| Class | AAA (according to IEC 60904-4) |
| Power measurement uncertainty is within | ± 3 % |

| STRUCTURAL CHARACTERISTICS | |
|----------------------------|---|
| Cells | High efficiency cells with anti-reflective layer of Silicon Nitride. |
| Electric conductors | Flat Copper (Cu) bath in a Tin (Sn) and Silver (Ag) alloy, which improves weldability. |
| Welding | Of cells and drivers in sections for stress relief. |
| Laminate | Composed of ultra-clear tempered glass on the front, thermostable, EVA encapsulant embedding cells and electrical insulation on the rear formed by a tempered glass. |
| Junction box | Hoses and quick connectors with anti-error. Include bypass diodes, interchangeable thanks to the wiring system has no welds, all electrical contacts are made by pressure, thus avoiding the possibility of cold welding. |

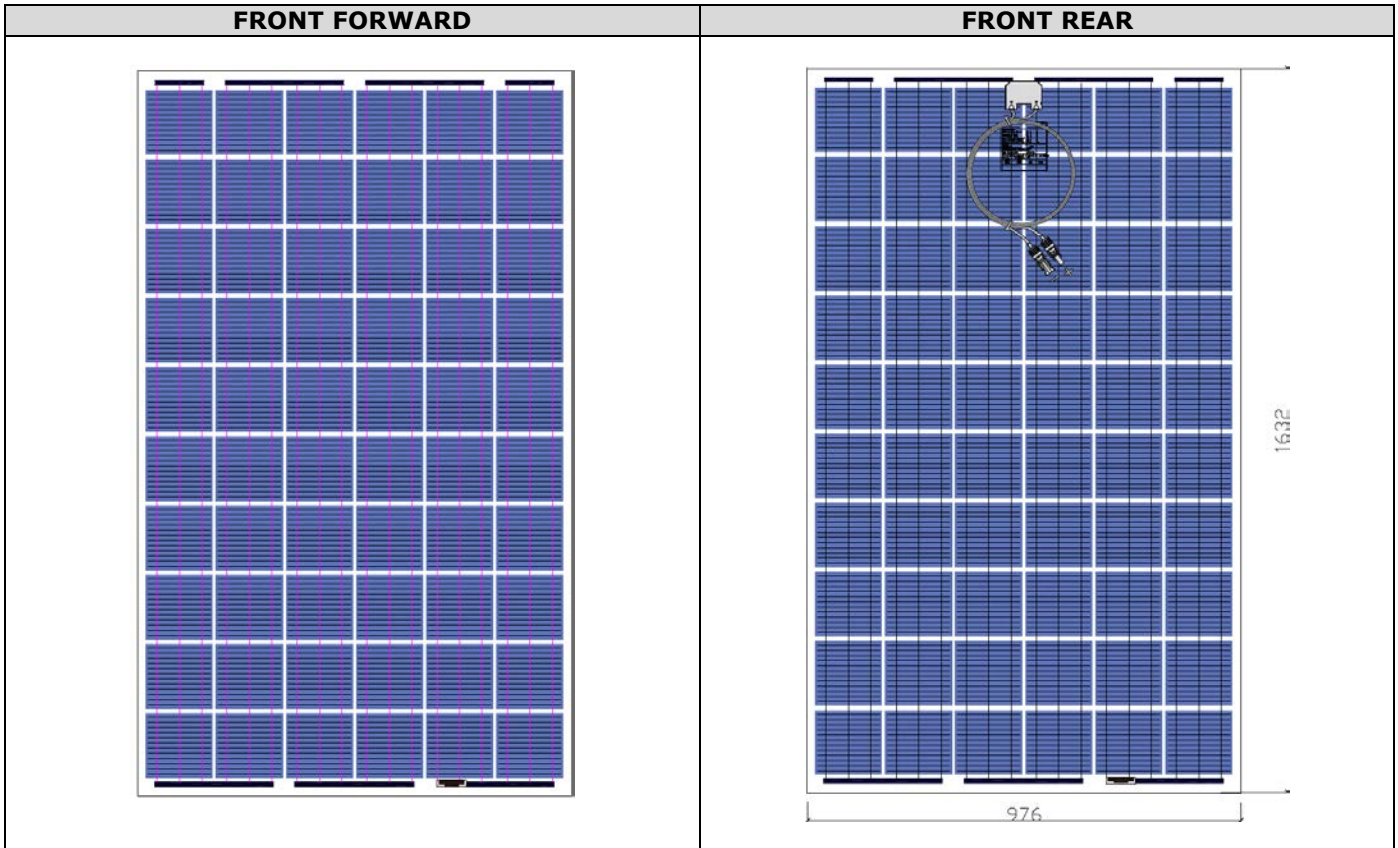
| CHARACTERISTICS OF WORK | |
|--|--|
| - The power of solar cells vary in the output of the production process. The different power specifications of these modules reflect this dispersion. | |
| - Cells during the early months of light exposure, may experience a degradation photonics could decrease the value of the maximum power of the module up to 3 %. | |
| - The cells, in normal, operating conditions, reach a temperature above the standard measurement conditions of the laboratory. The NOCT is a quantitative measure of the increase. NOCT measurement is performed under the following conditions: radiation of 0.8 kW/m ² , temperature 20° C and wind speed of 1 m/s. | |
| - The electrical data reflects typical values of the modules and laminates as measured at the output terminals at the end of the manufacturing process. | |

| WARRANTIES | | |
|------------------------------|-----------------------------|--|
| Manufacturing defects | Years | 12 |
| Performance | Minimal Rated Power %/Years | 90 % at 10 years, 80 % at 25 years. |

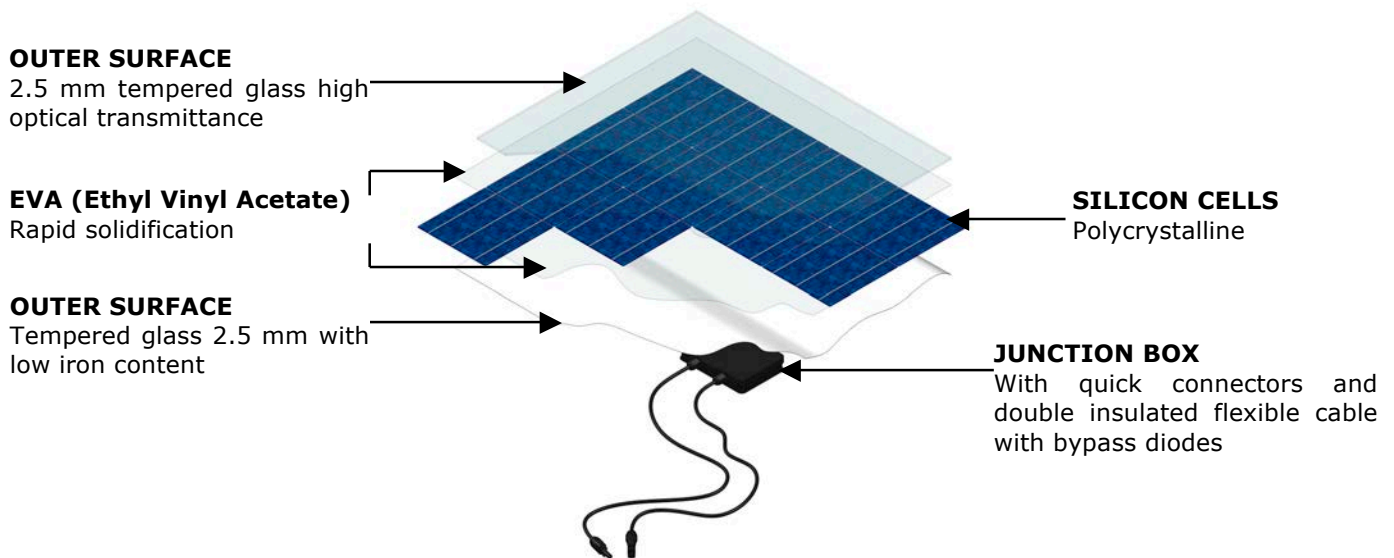
| CERTIFICATES | | | |
|---|---|---|---|
|  |  |  |  |
|  |  | |  |



PHOTOVOLTAIC SOLAR ENERGY
POLYCRYSTALLINE MODULES - SI-ESF-M-BIPV-GG-P156-60



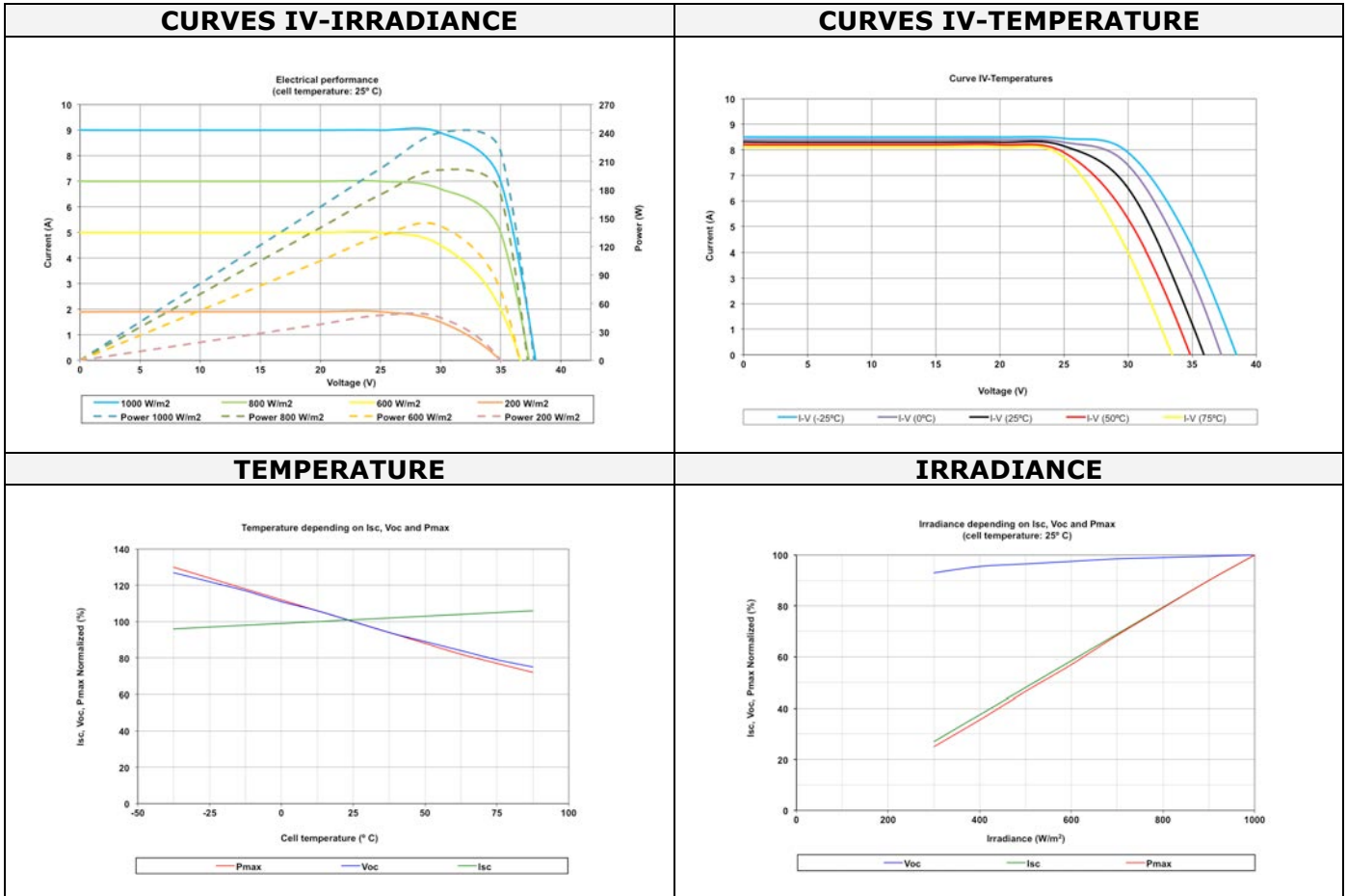
CONSTRUCTION DETAILS





PHOTOVOLTAIC SOLAR ENERGY POLYCRYSTALLINE MODULES - SI-ESF-M-BIPV-GG-P156-60

PERFORMANCE





PHOTOVOLTAIC SOLAR ENERGY POLYCRYSTALLINE MODULES - SI-ESF-M-BIPV-GG-P156-60

PACKAGING AND TRANSPORT



| | | |
|--|-----------------|-----------------------------------|
| Box (each big pallet add 18 pieces solar modules by 9 boxes) | Size | 1,700 x 1,150 x 2,140 mm (20' GP) |
| | | 1,700 x 1,150 x 2,510 mm (40' GP) |
| | Panels | 40 pcs/pallet (20' GP) |
| | | 48 pcs/pallet (40' GP) |
| Weight (Empty) | 165 kg (20' GP) | |
| | 250 kg (40' GP) | |



| | | | |
|-------------------------|----------------|----------------------------------|-----------------|
| Container 20' GP | Size | 5.898 x 2.352 x 2.393 m | 20' x 8' x 8'6" |
| | Panels | 240 pcs | |
| | Pallets | 6 pcs | |
| | Weight (Net) | 20 kg x 40 pcs + 165 kg = 965 kg | |
| | Weight (Gross) | 965 kg x 6 pallets = 5,790 kg | |



| | | | |
|--|----------------|------------------------------------|-----------------|
| Container 40' GP (each big pallet add 4 pieces solar modules by 2 boxes) | Size | 12.025 x 2.352 x 2.393 m | 40' x 8' x 8'6" |
| | Panels | 728 pcs | |
| | Pallets | 26 pcs | |
| | Weight (Net) | 20 kg x 48 pcs + 250 kg = 1,210 kg | |
| | Weight (Gross) | 1,210 kg x 13 pallets = 15,730 kg | |